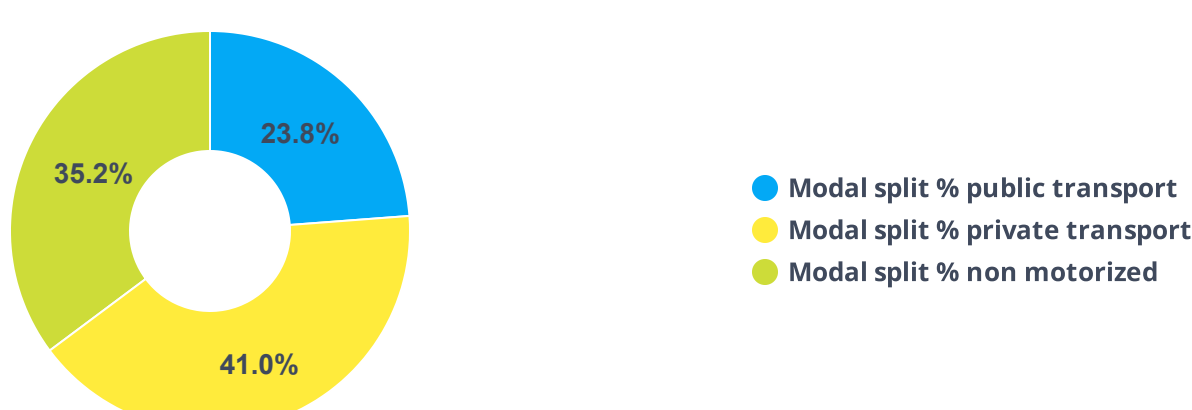


BELO HORIZONTE, BRAZIL - MOVE



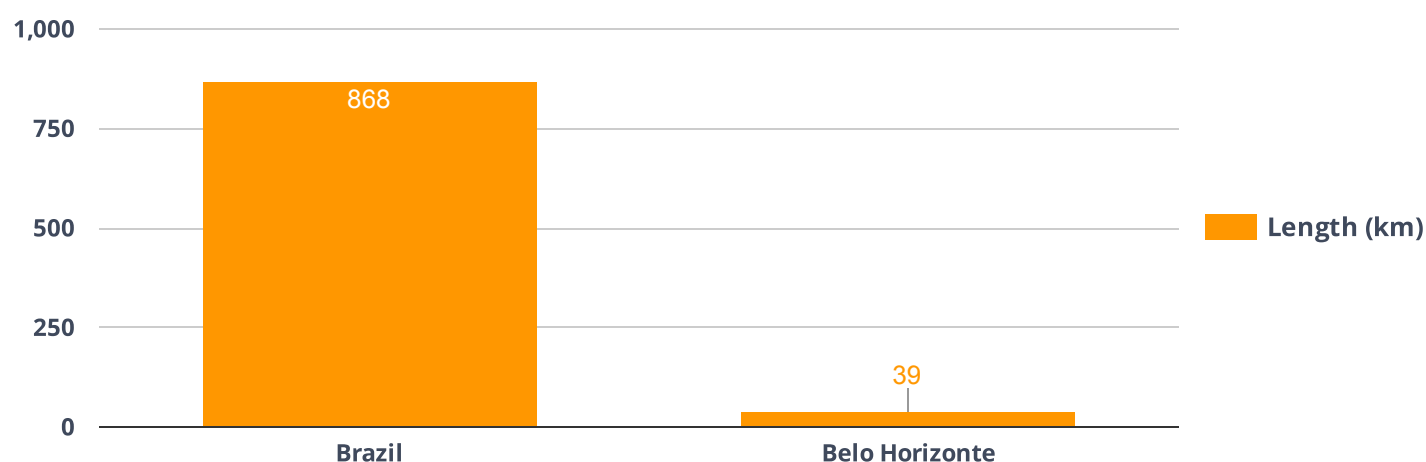
“ **Belo Horizonte** has **2,502,557** inhabitants. **23.8%** of total trips are made by public transport, as showed in the graph below.

MODAL SPLIT - BELO HORIZONTE

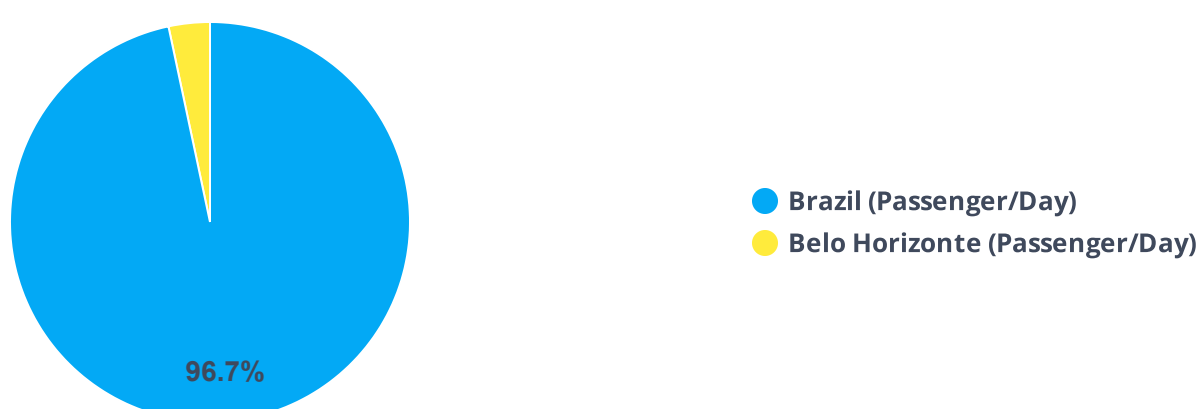


“ The city has started the system in **1975** and now counts with **7** bus priority corridors consisting of **39** kilometers and benefiting **248,922** passengers every day. The average operational speed of the system is **17.6** km/h.

SYSTEM LENGTH IN RELATION TO BRAZIL



DAILY DEMAND IN RELATION TO BRAZIL



7,219,012 (96.7%)
BRAZIL (PASSENGER/DAY)

248,922 (3.3%)
BELO HORIZONTE (PASSENGER/DAY)

SOME TECHNICAL DETAILS ABOUT CORRIDORS ARE PRESENTED IN THE TABLE BELOW.

Corridor Name	Daily demand, corridor (passengers per day)	Corridor length (km)	Stations, corridor	Pre-board fare collection, corridor	Overtaking lanes, corridor	Station boarding level, corridor	Operating speed, corridor
MOVE - Antônio Carlos	181,621	14.7	24	All	All	High level platform	16
MOVE - Cristiano Machado	65,682	7.1	9	All	All	High level platform	19
Nossa Senhora do Carmo	125,000	0.9	4	None	None	On-street, no level boarding	16
Boulevard Arrudas		1.4	8	None	All	On-street, no level boarding	
MOVE - Área Central	Included in the daily demand of corridors MOVE - Antônio Carlos and MOVE - Cristiano Machado	1.3	6	All	All	High level platform	19
Amazonas		7.9	23	None	All	On-street, no level boarding	18
Pedro II		6	8	None	None	On-street, no level boarding	