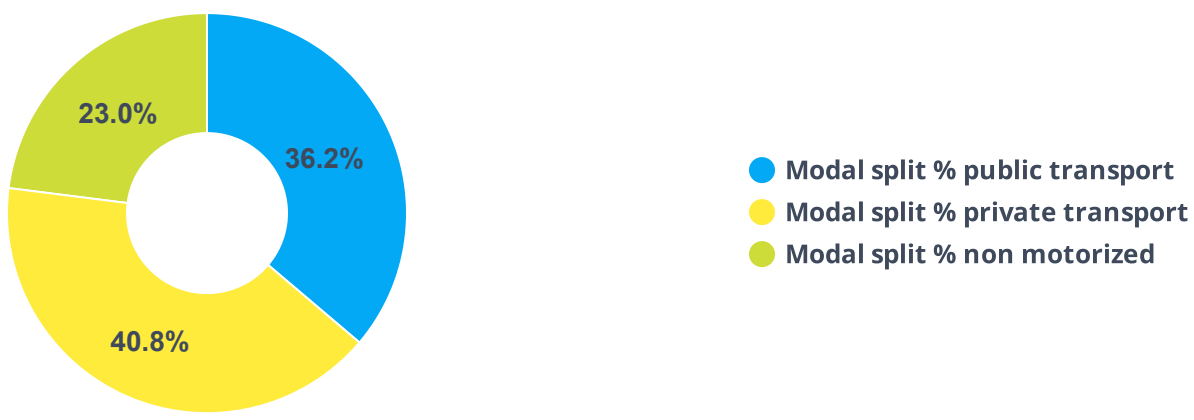


BRASÍLIA, BRAZIL



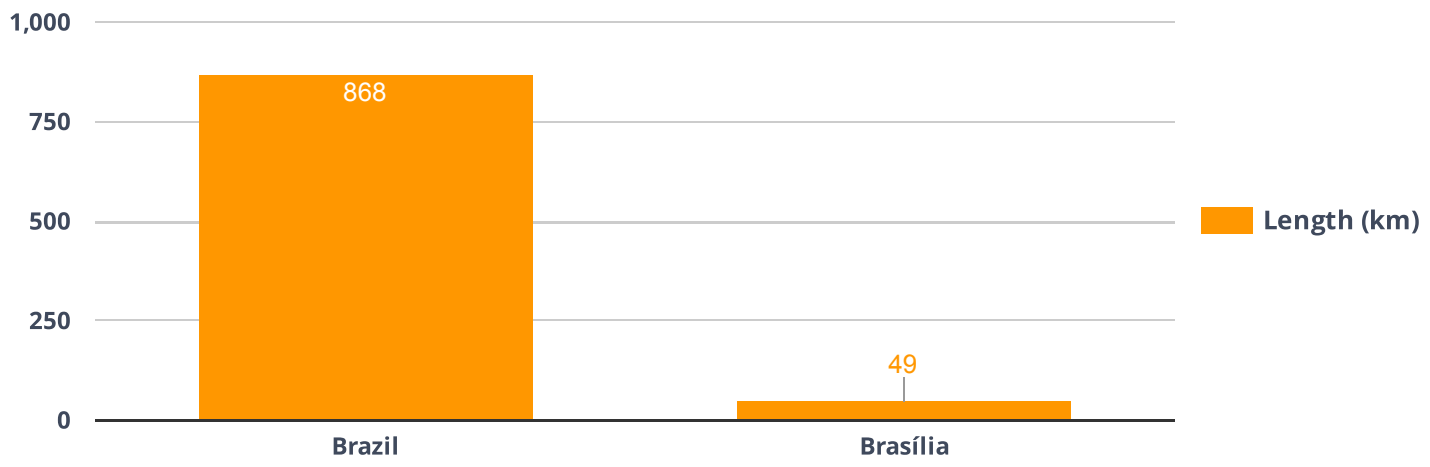
“ **Brasília** has **2,914,830** inhabitants. **36.2%** of total trips are made by public transport, as showed in the graph below.

MODAL SPLIT - BRASÍLIA




“ The city has started the system in **2011** and now counts with **2** bus priority corridors consisting of **49** kilometers and benefiting **51,000** passengers every day.

SYSTEM LENGTH IN RELATION TO BRAZIL



DAILY DEMAND IN RELATION TO BRAZIL



7,416,934 (99.3%)
BRAZIL (PASSENGER/DAY)

51,000 (0.7%)
BRASÍLIA (PASSENGER/DAY)

SOME TECHNICAL DETAILS ABOUT CORRIDORS ARE PRESENTED IN THE TABLE BELOW.

Corridor Name	Daily demand, corridor (passengers per day)	Corridor length (km)	Stations, corridor	Pre-board fare collection, corridor	Overtaking lanes, corridor	Station boarding level, corridor	Operating speed, corridor
Expresso DF Sul	45,000	36.2	8	All	Partial	Low-level platform	57.2
Estrada Parque Taguatinga-Guará	11,000	13	17	None	Partial	On-street, no level boarding	