


RIO DE JANEIRO, BRAZIL - BRT RIO



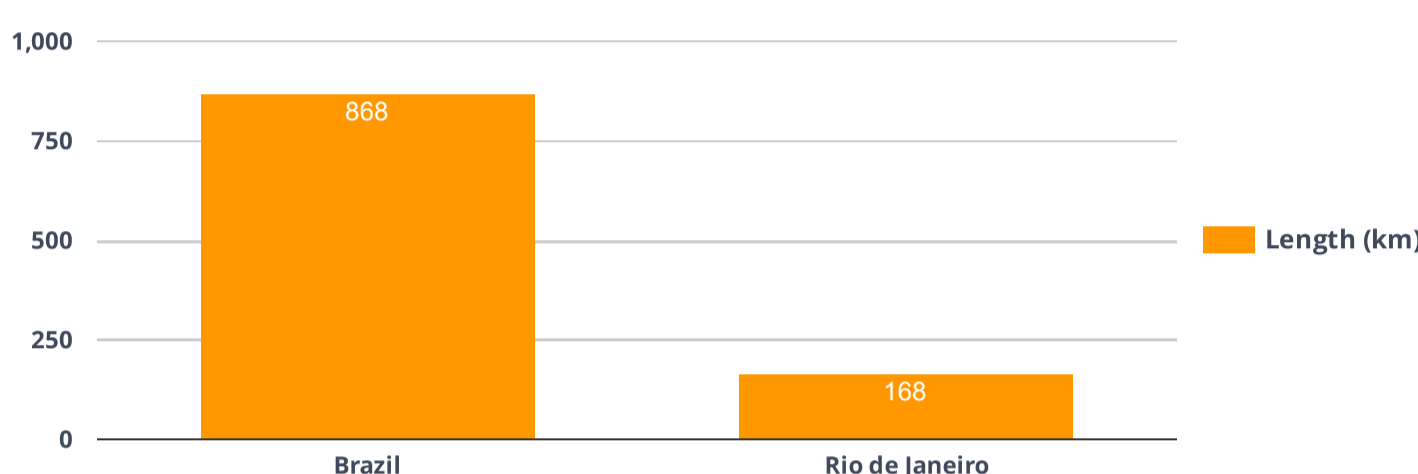
“ Rio de Janeiro has **6,476,631** inhabitants. **47.3%** of total trips are made by public transport, as showed in the graph below.

MODAL SPLIT - RIO DE JANEIRO




“ The city has started the system in **2011** and now counts with **17** bus priority corridors consisting of **168** kilometers and benefiting **3,535,466** passengers every day. The average operational speed of the system is **21.8** km/h.

SYSTEM LENGTH IN RELATION TO BRAZIL



DAILY DEMAND IN RELATION TO BRAZIL



**3,932,468 (52.7%)**  
BRAZIL (PASSENGER/DAY)

**3,535,466 (47.3%)**  
RIO DE JANEIRO (PASSENGER/DAY)

SOME TECHNICAL DETAILS ABOUT CORRIDORS ARE PRESENTED IN THE TABLE BELOW.

Corridor Name	Daily demand, corridor (passengers per day)	Corridor length (km)	Stations, corridor	Pre-board fare collection, corridor	Overtaking lanes, corridor	Station boarding level, corridor	Operating speed, corridor
TransOeste	192,610	58	60	All	Partial	High level platform	Express service: 50.1 and Local service: 29.2
TransCarioca	146,377	39	44	All	All	High level platform	Express service: 29.8 and Local service: 25.4
Transolímpica	38,879	26	17	All	All	High level platform	
BRS Copacabana - Av. Nossa Senhora de Copacabana	240,000	4	7	None	All	On-street, no level boarding	24
BRS Copacabana - Rua Barata Ribeiro	240,000	3.5	8	None	All	On-street, no level boarding	18.5
BRS Ipanema/Leblon - Rua Visconde de Pirajá (Rua Ataulfo de Paiva)	235,000	4	6	None	None	On-street, no level boarding	18.5
BRS Ipanema/Leblon - Rua Prudente de Moraes (General San Martin)	235,000	3.9	7	None	None	On-street, no level boarding	18.5
BRS Antônio Carlos	261,000	1.3	3	None	All	On-street, no level boarding	18.5
BRS Rio Branco	307,600	1.3	3	None	All	On-street, no level boarding	18.5
BRS Presidente Vargas	550,000	3	5	None	All	On-street, no level boarding	18.5
BRS Estácio	45,000	3.2	7	None	None	On-street, no level boarding	
BRS Tijuca	30,000	3	8	None	All	On-street, no level boarding	
BRS 24 de maio	160,000	2.7	8	None	None	On-street, no level boarding	
BRS Carioca	450,000	4.1	11	None	None	On-street, no level boarding	
BRS Marechal Rondon	290,000	4.2	15	None	None	On-street, no level boarding	
BRS Botafogo - Voluntários	60,000	3.3	14	None	None	On-street, no level boarding	15.9
BRS Botafogo - São Clemente	54,000	3.5	17	None	Partial	On-street, no level boarding	14.8