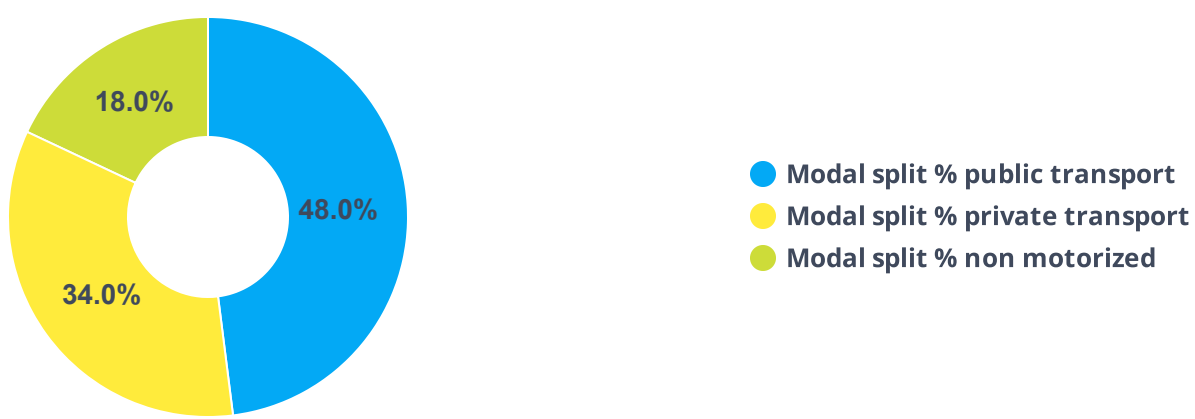


BUCARAMANGA, COLOMBIA - METROLÍNEA



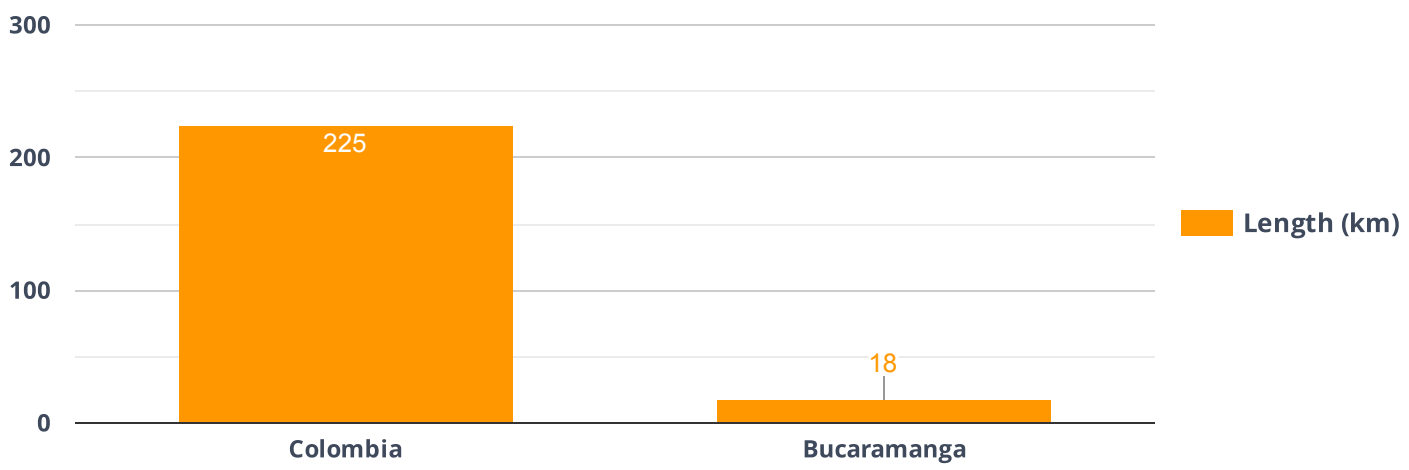
“ **Bucaramanga** has **528,683** inhabitants. **48%** of total trips are made by public transport, as showed in the graph below.

MODAL SPLIT - BUCARAMANGA

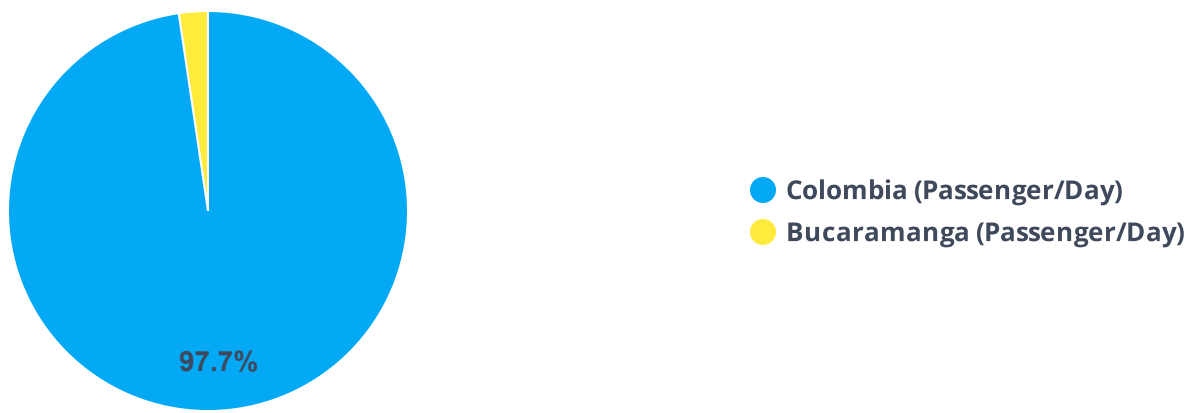


“ The city has started the system in **2010** and now counts with **1** bus priority corridors consisting of **18** kilometers and benefiting **72,000** passengers every day. The average operational speed of the system is **20** km/h.

SYSTEM LENGTH IN RELATION TO COLOMBIA



DAILY DEMAND IN RELATION TO COLOMBIA



2,999,541 (97.7%)
COLOMBIA (PASSENGER/DAY)



72,000 (2.3%)
BUCARAMANGA (PASSENGER/DAY)

SOME TECHNICAL DETAILS ABOUT CORRIDORS ARE PRESENTED IN THE TABLE BELOW.

Corridor Name	Daily demand, corridor (passengers per day)	Corridor length (km)	Stations, corridor	Pre-board fare collection, corridor	Overtaking lanes, corridor	Station boarding level, corridor	Operating speed, corridor
Metrolínea	72,000	9	17	All	All	High level platform	20