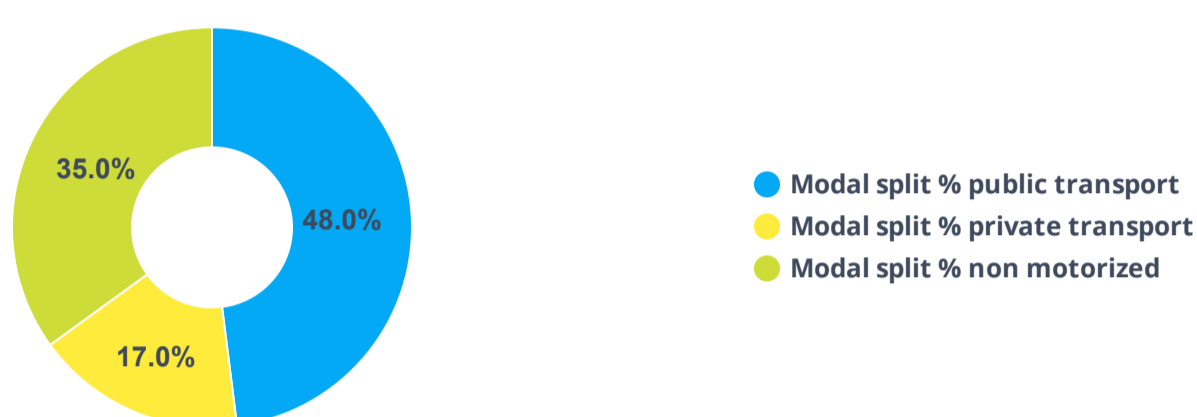


CALI, COLOMBIA - MIO



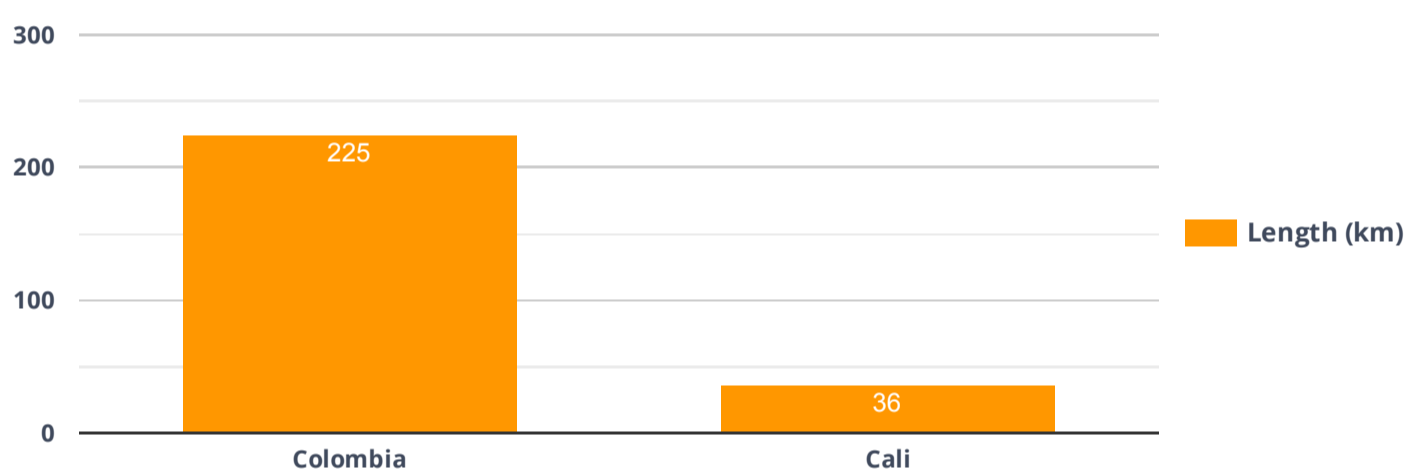
“ Cali has **2,445,281** inhabitants. **48%** of total trips are made by public transport, as showed in the graph below.

MODAL SPLIT - CALI




“ The city has started the system in **2008** and now counts with **6** bus priority corridors consisting of **36** kilometers and benefiting **471,361** passengers every day. The average operational speed of the system is **17,8** km/h.

SYSTEM LENGTH IN RELATION TO COLOMBIA



DAILY DEMAND IN RELATION TO COLOMBIA



2,600,180 (84.7%)
COLOMBIA (PASSENGER/DAY)



471,361 (15.3%)
CALI (PASSENGER/DAY)

SOME TECHNICAL DETAILS ABOUT CORRIDORS ARE PRESENTED IN THE TABLE BELOW.

Corridor Name	Daily demand, corridor (passengers per day)	Corridor length (km)	Stations, corridor	Pre-board fare collection, corridor	Overtaking lanes, corridor	Station boarding level, corridor	Operating speed, corridor
Avenida 3		3,24	6	All	Partial	High level platform	
Centro (Calle 13/Calle 15)		3,5	9	All	All	High level platform	
Carrera 1		7	8	All	All	High level platform	
Calle 5		9,7	15	All	Partial	High level platform	
Carrera 15		6,9	7	All	None	High level platform	
Aguablanca		5,73	8	All	All	High level platform	