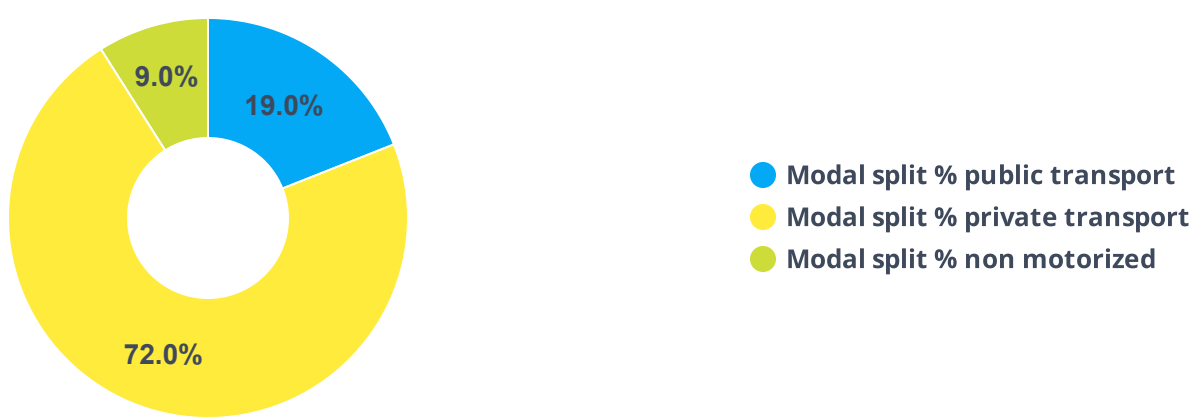


OTTAWA, CANADA - TRANSITWAY



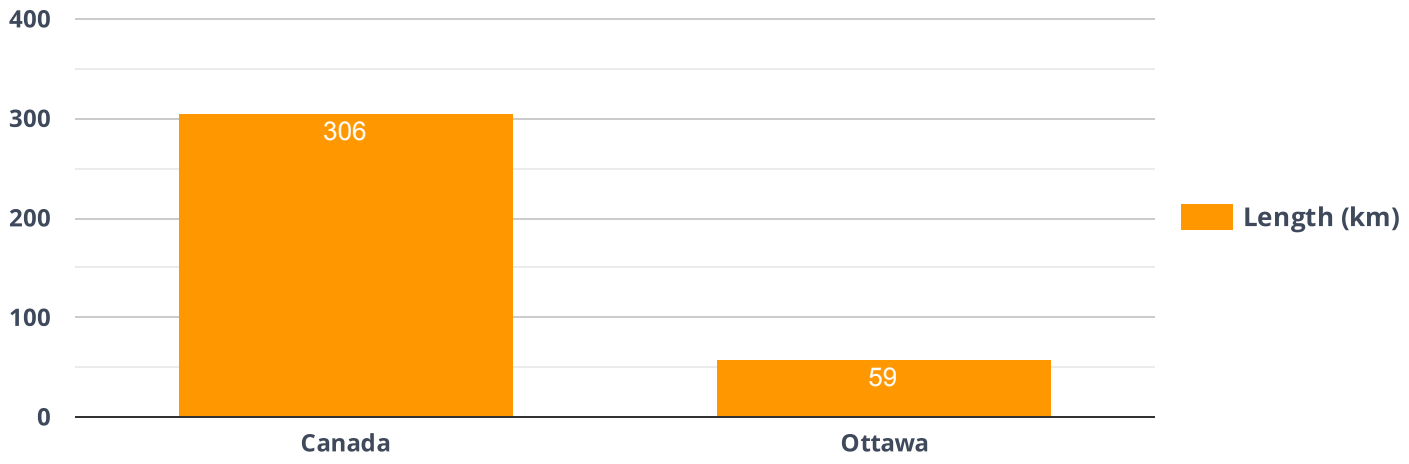
“ **Ottawa** has **951,727** inhabitants. **19%** of total trips are made by public transport, as showed in the graph below.

MODAL SPLIT - OTTAWA

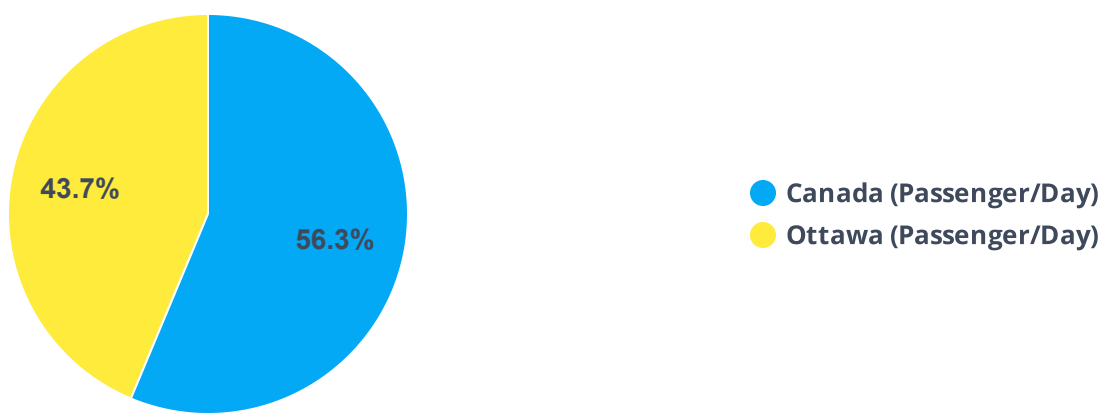


“ The city has started the system in **1983** and now counts with **5** bus priority corridors consisting of **59** kilometers and benefiting **220,000** passengers every day. The average operational speed of the system is **45** km/h.

SYSTEM LENGTH IN RELATION TO CANADA



DAILY DEMAND IN RELATION TO CANADA



283,407 (56.3%)
CANADA (PASSENGER/DAY)

220,000 (43.7%)
OTTAWA (PASSENGER/DAY)

SOME TECHNICAL DETAILS ABOUT CORRIDORS ARE PRESENTED IN THE TABLE BELOW.

Corridor Name	Daily demand, corridor (passengers per day)	Corridor length (km)	Stations, corridor	Pre-board fare collection, corridor	Overtaking lanes, corridor	Station boarding level, corridor	Operating speed, corridor
East		17.1	6		Partial	Low-level platform & On-street, no level boarding	
Southeast		8.7	10		All	Low-level platform	
Central		17.6	12		Partial	Low-level platform & On-street, no level boarding	
Southwest		11.7	8		Partial	Low-level platform & On-street, no level boarding	
West		3.9	2		Partial	Low-level platform & On-street, no level boarding	