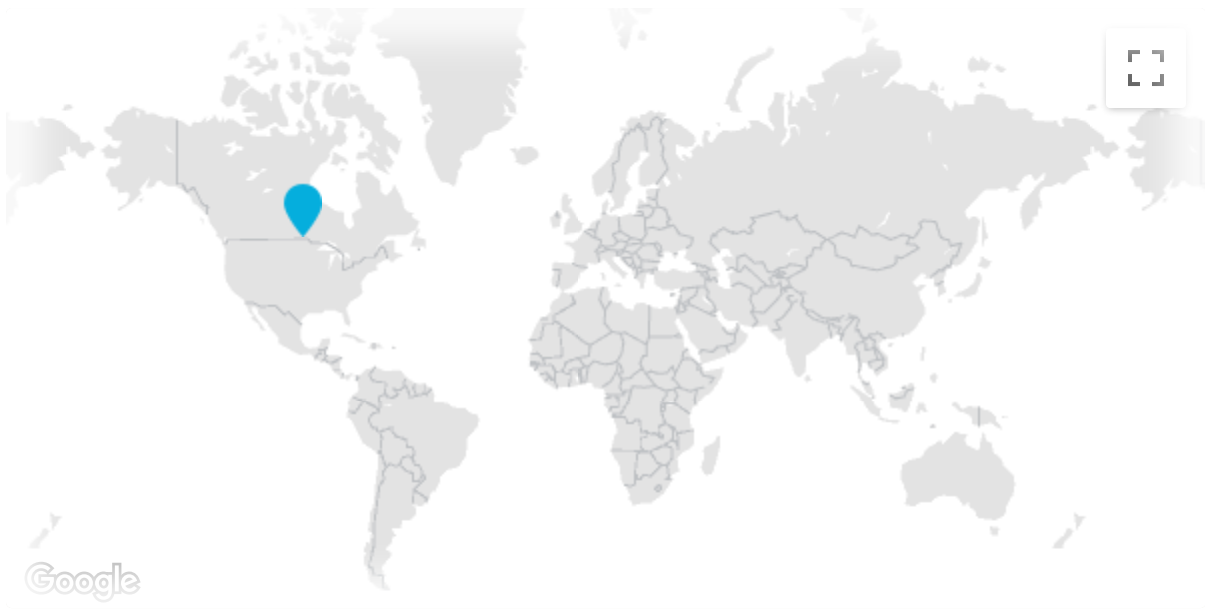


WINNIPEG, CANADA - RT



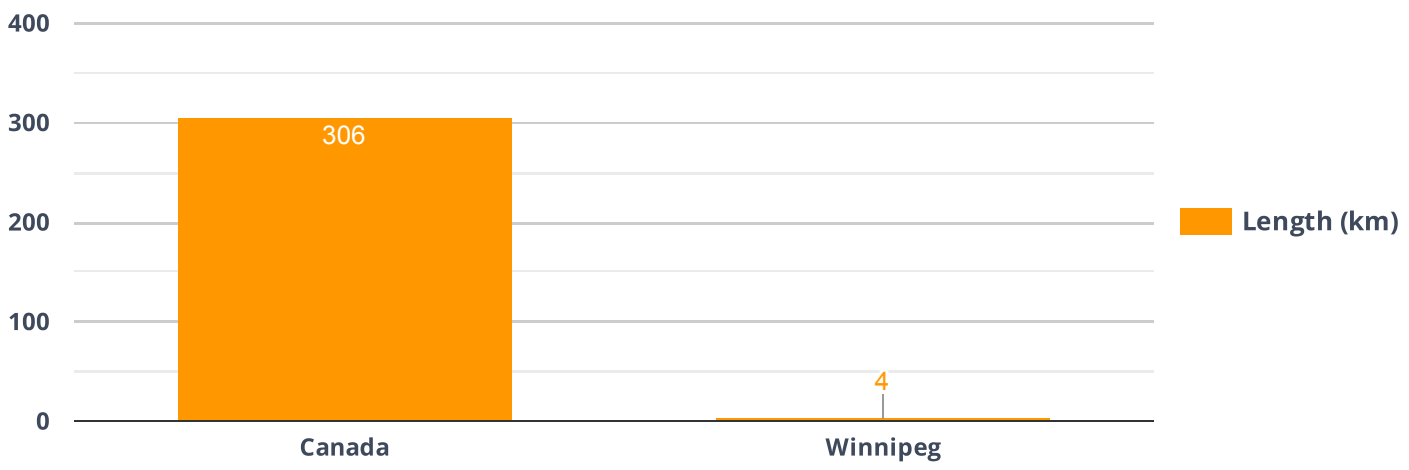
“ **Winnipeg** has **663,617** inhabitants. **13%** of total trips are made by public transport, as showed in the graph below.

MODAL SPLIT - WINNIPEG




“ The city has started the system in **2012** and now counts with **1** bus priority corridors consisting of **4** kilometers and benefiting **166,000** passengers every day.

SYSTEM LENGTH IN RELATION TO CANADA



DAILY DEMAND IN RELATION TO CANADA



337,407 (67.0%)
CANADA (PASSENGER/DAY)



166,000 (33.0%)
WINNIPEG (PASSENGER/DAY)

SOME TECHNICAL DETAILS ABOUT CORRIDORS ARE PRESENTED IN THE TABLE BELOW.

Corridor Name	Daily demand, corridor (passengers per day)	Corridor length (km)	Stations, corridor	Pre-board fare collection, corridor	Overtaking lanes, corridor	Station boarding level, corridor	Operating speed, corridor
Southwest	166,000	3.6	4				