


CAPE TOWN, SOUTH AFRICA - MYCITI



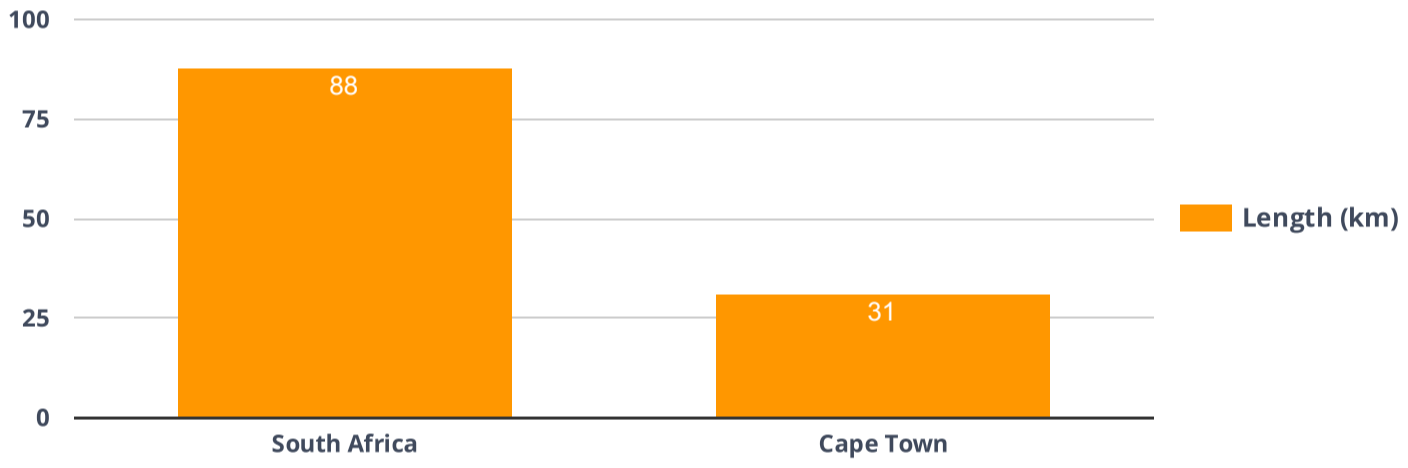
“ **Cape Town** has **3,740,026** inhabitants. **43,7%** of total trips are made by public transport, as showed in the graph below.

MODAL SPLIT - CAPE TOWN




“ The city has started the system in **2011** and now counts with **2** bus priority corridors consisting of **30** kilometers and benefiting **66,178** passengers every day.

SYSTEM LENGTH IN RELATION TO SOUTH AFRICA



DAILY DEMAND IN RELATION TO SOUTH AFRICA



45,400 (40.7%)
SOUTH AFRICA (PASSENGER/DAY)

66,178 (59.3%)
CAPE TOWN (PASSENGER/DAY)

SOME TECHNICAL DETAILS ABOUT CORRIDORS ARE PRESENTED IN THE TABLE BELOW.

Corridor Name	Daily demand, corridor (passengers per day)	Corridor length (km)	Stations, corridor	Pre-board fare collection, corridor	Overtaking lanes, corridor	Station boarding level, corridor	Operating speed, corridor
T01	20,000	23,50	24	All		High-level platform	
T04		7,32	6	All		High-level platform	