


JOHANNESBURG, SOUTH AFRICA - REA VAYA



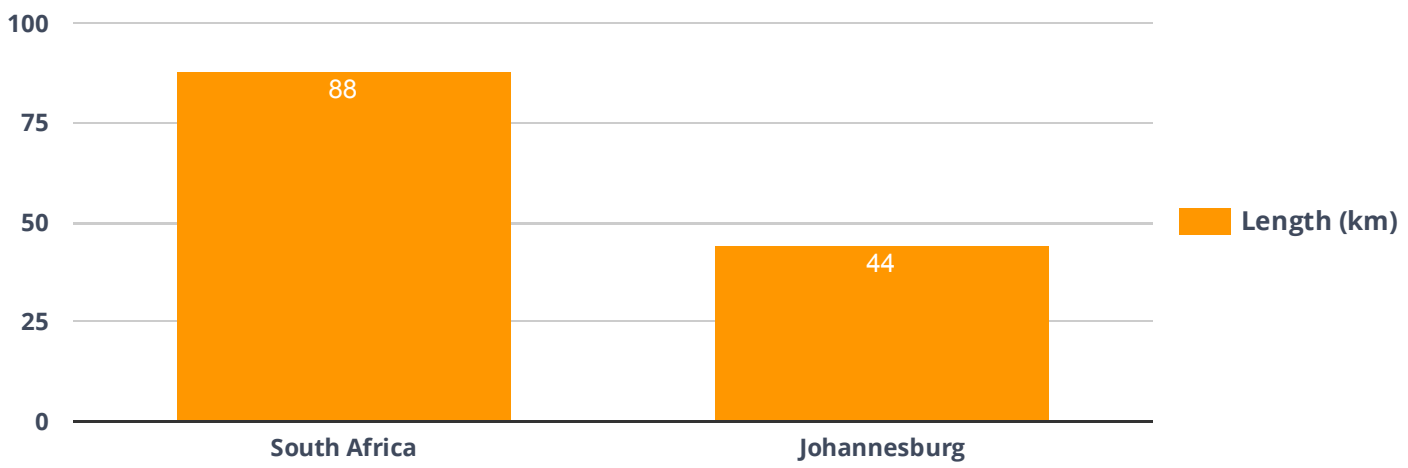
“ **Johannesburg** has **957,441** inhabitants. **32%** of total trips are made by public transport, as showed in the graph below.

MODAL SPLIT - JOHANNESBURG

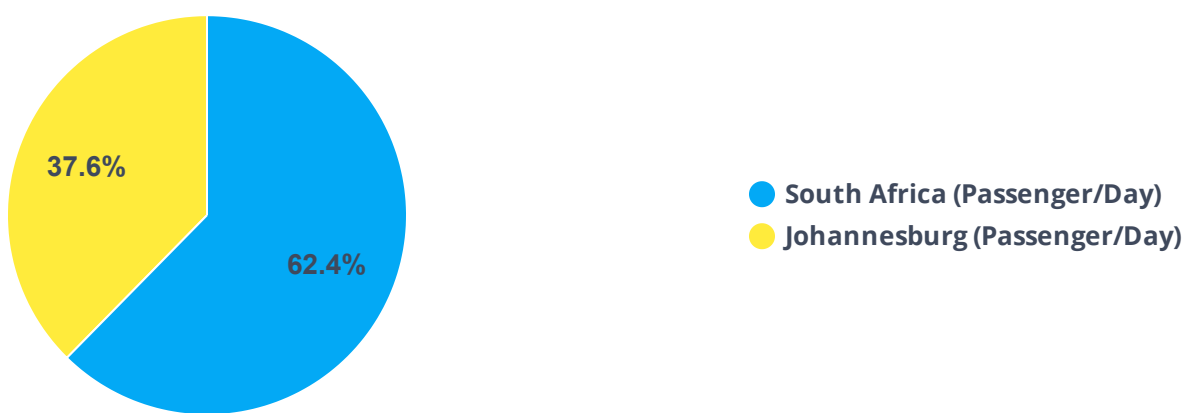


“ The city has started the system in **2009** and now counts with **2** bus priority corridors consisting of **43** kilometers and benefiting **42,000** passengers every day. The average operational speed of the system is **30,0** km/h.

SYSTEM LENGTH IN RELATION TO SOUTH AFRICA



DAILY DEMAND IN RELATION TO SOUTH AFRICA



69,578 (62.4%)
SOUTH AFRICA (PASSENGER/DAY)



42,000 (37.6%)
JOHANNESBURG (PASSENGER/DAY)

SOME TECHNICAL DETAILS ABOUT CORRIDORS ARE PRESENTED IN THE TABLE BELOW.

Corridor Name	Daily demand, corridor (passengers per day)	Corridor length (km)	Stations, corridor	Pre-board fare collection, corridor	Overtaking lanes, corridor	Station boarding level, corridor	Operating speed, corridor
1A	42,000	25,50	33	All	All	Low-level platform	30,0
1B		18,00	13	All		Low-level platform	