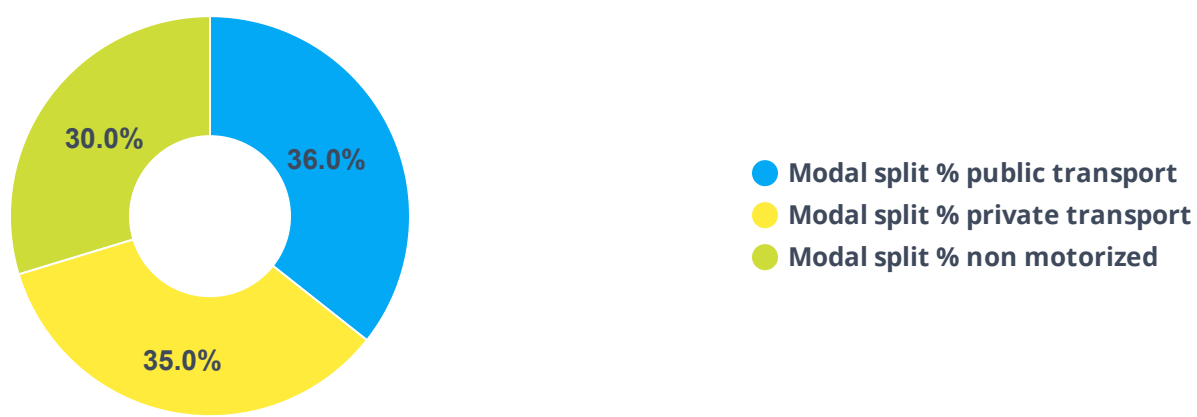


**PRETORIA, SOUTH AFRICA - A RE YENG**



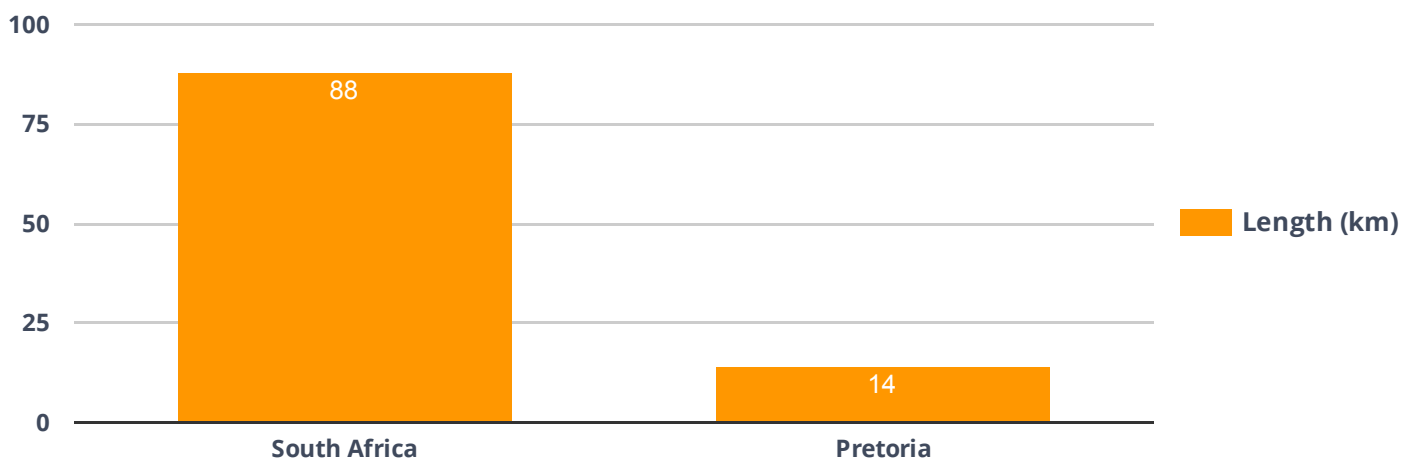
“ **Pretoria** has **741,651** inhabitants. **36%** of total trips are made by public transport, as showed in the graph below.

**MODAL SPLIT - PRETORIA**




“ The city has started the system in **2014** and now counts with **2** bus priority corridors consisting of **14** kilometers and benefiting **3,400** passengers every day.

**SYSTEM LENGTH IN RELATION TO SOUTH AFRICA**



**DAILY DEMAND IN RELATION TO SOUTH AFRICA**



**108,178 (97.0%)**  
SOUTH AFRICA (PASSENGER/DAY)



**3,400 (3.0%)**  
PRETORIA (PASSENGER/DAY)

SOME TECHNICAL DETAILS ABOUT CORRIDORS ARE PRESENTED IN THE TABLE BELOW.

Corridor Name	Daily demand, corridor (passengers per day)	Corridor length (km)	Stations, corridor	Pre-board fare collection, corridor	Overtaking lanes, corridor	Station boarding level, corridor	Operating speed, corridor
1A		8,00	5				
2A		6,00	7				