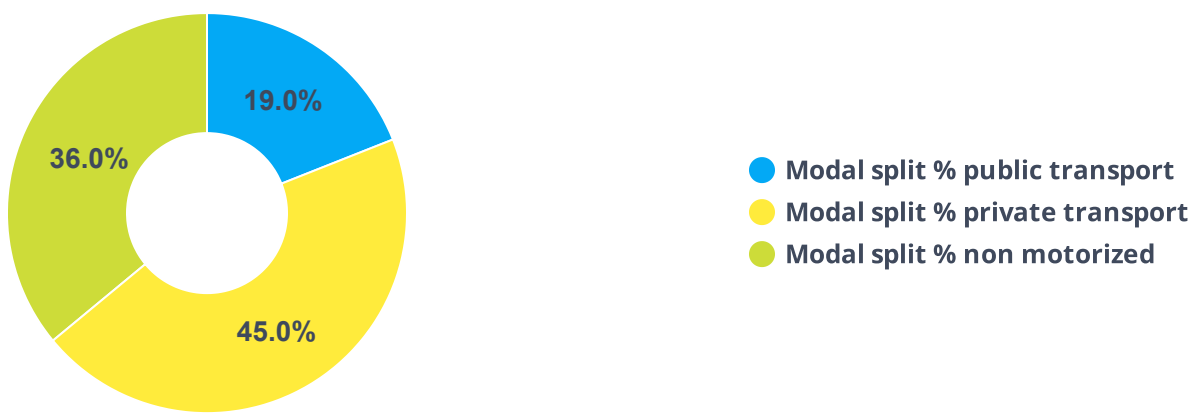


**LYON, FRANCE - C-LIGNES**



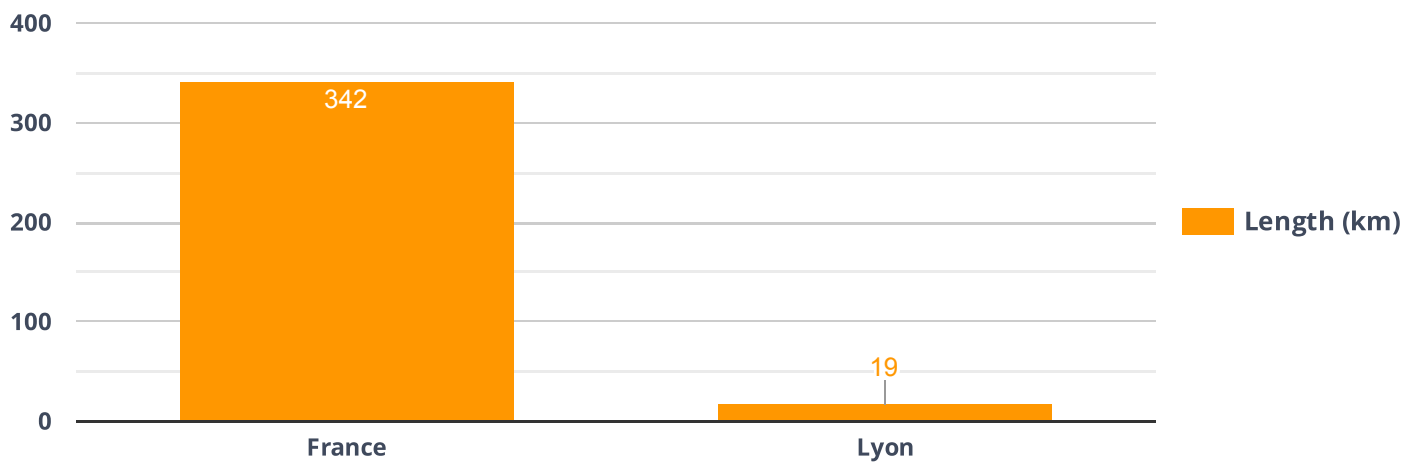
“ **Lyon** has **484,344** inhabitants. **19,0%** of total trips are made by public transport, as showed in the graph below.

**MODAL SPLIT - LYON**




“ The city has started the system in **2006** and now counts with **2** bus priority corridors consisting of **19** kilometers and benefiting **4,700** passengers every day. The average operational speed of the system is **17,0** km/h.

**SYSTEM LENGTH IN RELATION TO FRANCE**



**DAILY DEMAND IN RELATION TO FRANCE**



**453,219 (99.0%)**  
FRANCE (PASSENGER/DAY)



**4,700 (1.0%)**  
LYON (PASSENGER/DAY)

SOME TECHNICAL DETAILS ABOUT CORRIDORS ARE PRESENTED IN THE TABLE BELOW.

Corridor Name	Daily demand, corridor (passengers per day)	Corridor length (km)	Stations, corridor	Pre-board fare collection, corridor	Overtaking lanes, corridor	Station boarding level, corridor	Operating speed, corridor
C1		9,58	17		None	Low-level platform	
C2		9,85	17		None	Low-level platform	