


**ENSCHEDÉ, NETHERLANDS - HOV LINES**



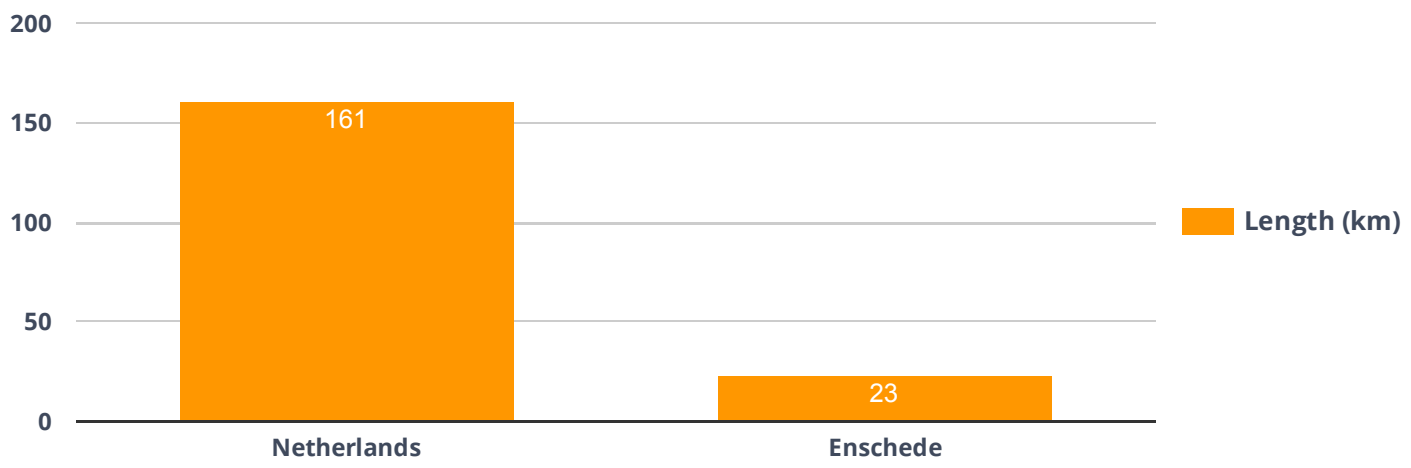
“ **Enschede** has **157,962** inhabitants. **4%** of total trips are made by public transport, as showed in the graph below.

**MODAL SPLIT - ENSCHEDÉ**




“ The city has started the system in **2000** and now counts with **2** bus priority corridors consisting of **23** kilometers and benefiting **2,568** passengers every day. The average operational speed of the system is **23,8** km/h.

**SYSTEM LENGTH IN RELATION TO NETHERLANDS**



**DAILY DEMAND IN RELATION TO NETHERLANDS**



**108,000 (97.7%)**  
NETHERLANDS (PASSENGER/DAY)



**2,568 (2.3%)**  
ENSCHEDÉ (PASSENGER/DAY)

SOME TECHNICAL DETAILS ABOUT CORRIDORS ARE PRESENTED IN THE TABLE BELOW.

Corridor Name	Daily demand, corridor (passengers per day)	Corridor length (km)	Stations, corridor	Pre-board fare collection, corridor	Overtaking lanes, corridor	Station boarding level, corridor	Operating speed, corridor
Line 2	1,318	11,00		None		On-street, no level boarding	20,5
Line3	1,250	12,00		None		On-street, no level boarding	27,0