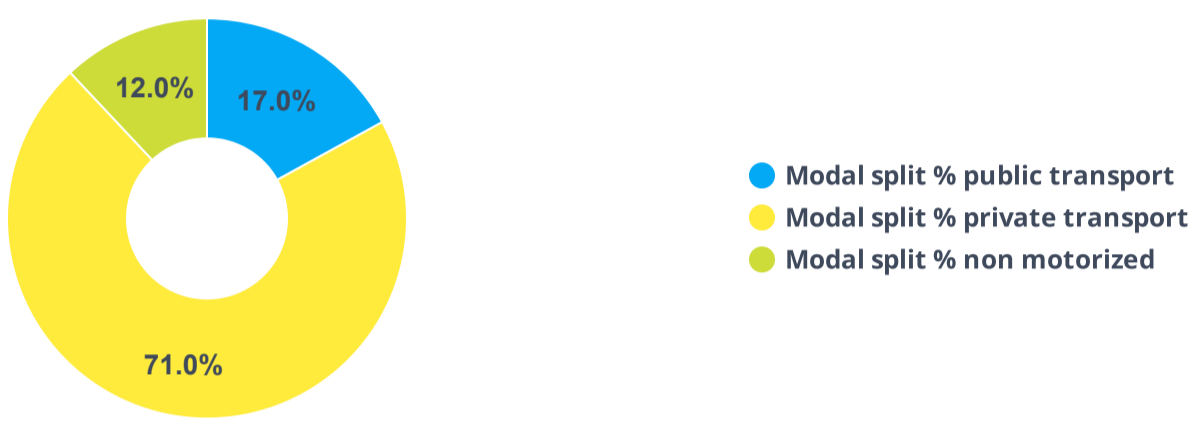


GREATER MANCHESTER, UNITED KINGDOM - VANTAGE



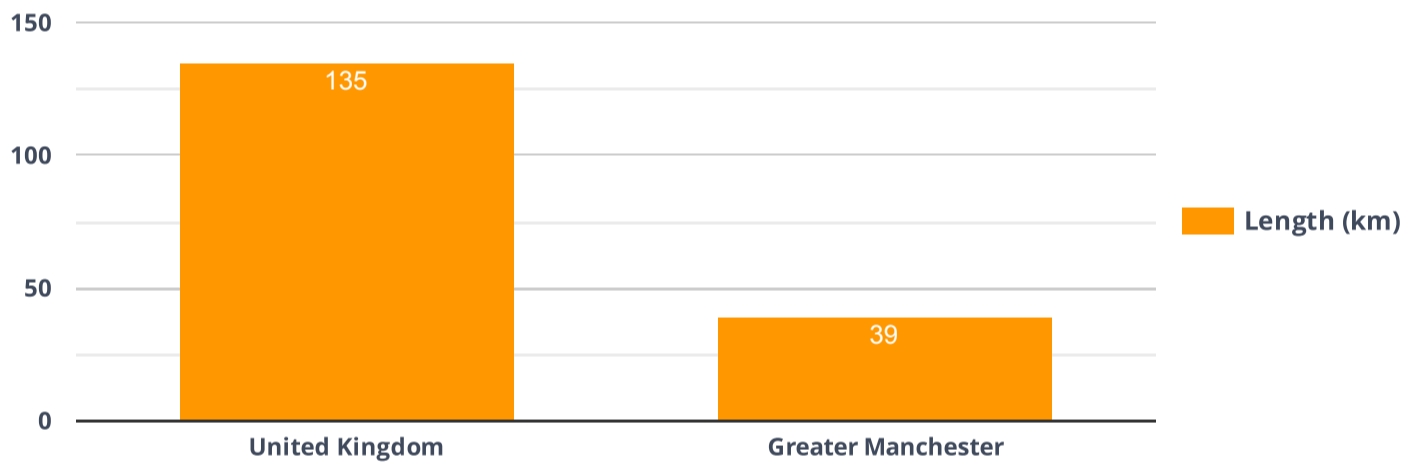
“ **Greater Manchester** has **2,782,141** inhabitants. **17,0%** of total trips are made by public transport, as showed in the graph below.

MODAL SPLIT - GREATER MANCHESTER




“ The city has started the system in **1996** and now counts with **2** bus priority corridors consisting of **38** kilometers and benefiting **25,500** passengers every day. The average operational speed of the system is **16,0** km/h.

SYSTEM LENGTH IN RELATION TO UNITED KINGDOM



DAILY DEMAND IN RELATION TO UNITED KINGDOM



52,726 (67.4%)
UNITED KINGDOM (PASSENGER/DAY)

25,500 (32.6%)
GREATER MANCHESTER (PASSENGER/DAY)

SOME TECHNICAL DETAILS ABOUT CORRIDORS ARE PRESENTED IN THE TABLE BELOW.

Corridor Name	Daily demand, corridor (passengers per day)	Corridor length (km)	Stations, corridor	Pre-board fare collection, corridor	Overtaking lanes, corridor	Station boarding level, corridor	Operating speed, corridor
A6 Corridor	21,000	16,20	56	None	All	Low-level platform	16,0
Leigh - Manchester Busway	4,500	22,53	35	None	None	Low-level platform	