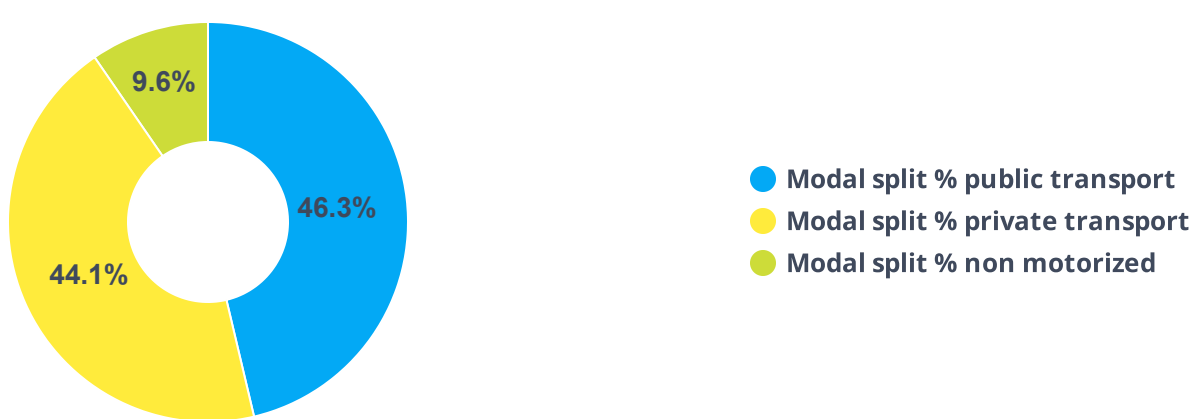


**CRICIÚMA, BRAZIL**



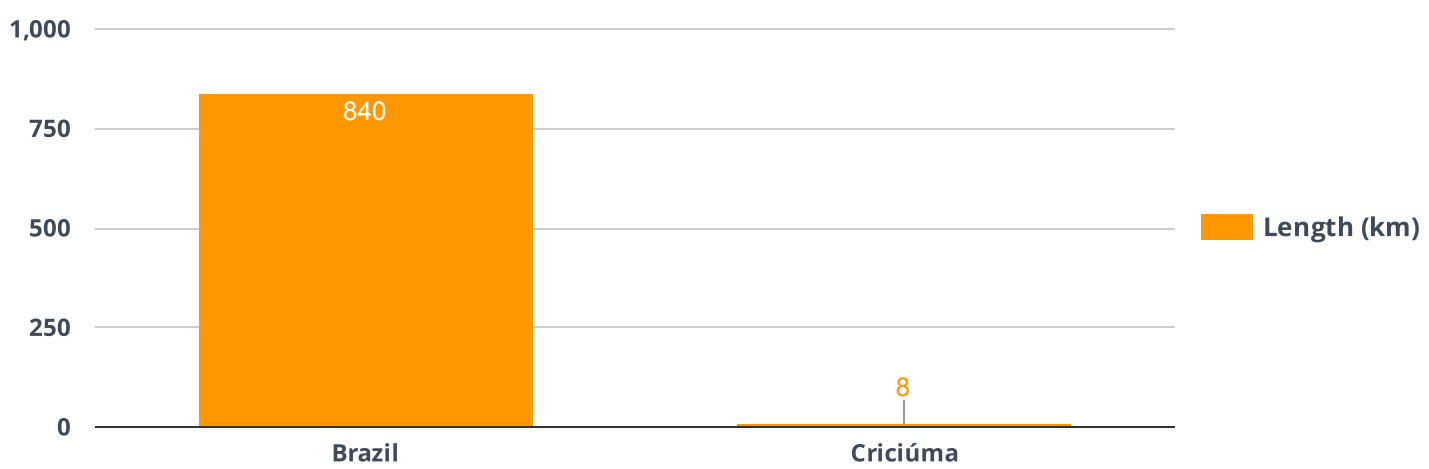
“ **Criciúma** has **206,918** inhabitants. **46,3%** of total trips are made by public transport, as showed in the graph below.

**MODAL SPLIT - CRICIÚMA**




“ The city has started the system in **1996** and now counts with **1** bus priority corridors consisting of **8** kilometers and benefiting **10,470** passengers every day. The average operational speed of the system is **40,0** km/h.

**SYSTEM LENGTH IN RELATION TO BRAZIL**



**DAILY DEMAND IN RELATION TO BRAZIL**



**10,785,945 (99.9%)**  
BRAZIL (PASSENGER/DAY)



**10,470 (0.1%)**  
CRICIÚMA (PASSENGER/DAY)

SOME TECHNICAL DETAILS ABOUT CORRIDORS ARE PRESENTED IN THE TABLE BELOW.

Corridor Name	Daily demand, corridor (passengers per day)	Corridor length (km)	Stations, corridor	Pre-board fare collection, corridor	Overtaking lanes, corridor	Station boarding level, corridor	Operating speed, corridor
Av. Centenário	10,470	8,00	16	None	None	High level platform	40,0