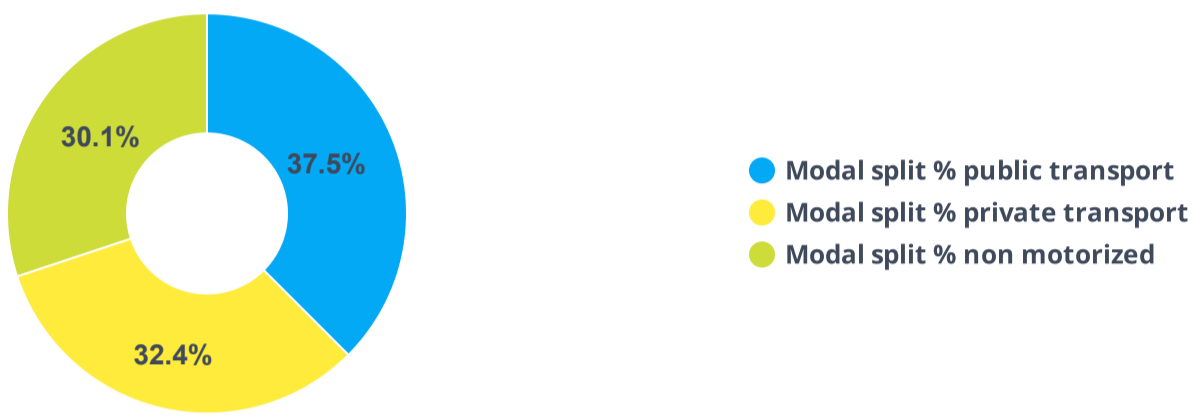


FORTALEZA, BRAZIL - SISTEMA INTEGRADO DE TRANSPORTES



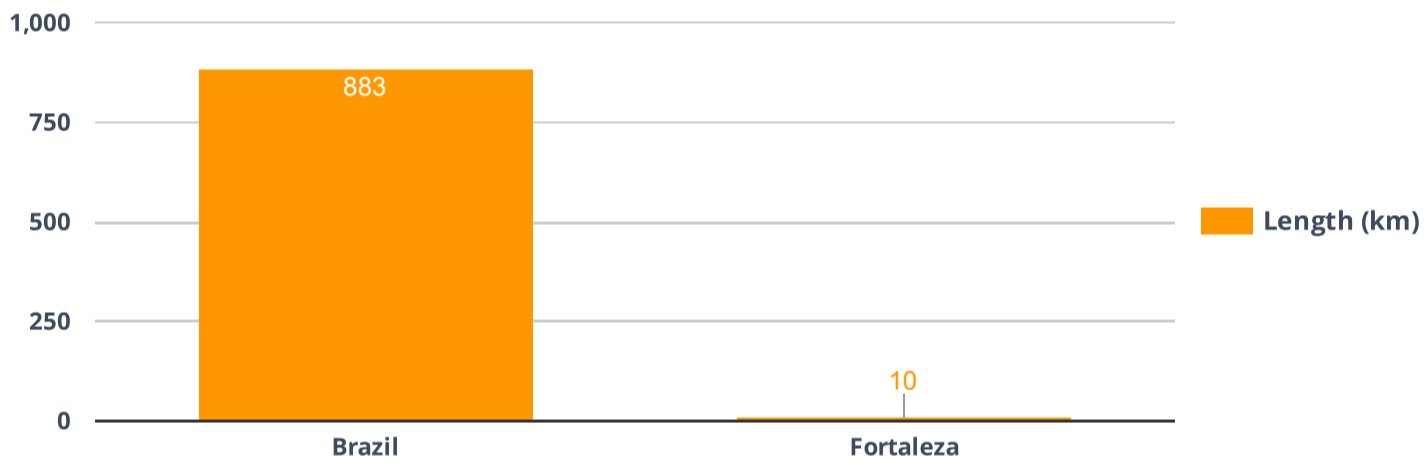
“ **Fortaleza** has **2,643,247** inhabitants. **37.5%** of total trips are made by public transport, as showed in the graph below.

MODAL SPLIT - FORTALEZA




“ The city has started the system in **2012** and now counts with **2** bus priority corridors consisting of **10** kilometers and benefiting **186,777** passengers every day. The average operational speed of the system is **23** km/h.

SYSTEM LENGTH IN RELATION TO BRAZIL



DAILY DEMAND IN RELATION TO BRAZIL



10,565,370 (98.3%)
BRAZIL (PASSENGER/DAY)



186,777 (1.7%)
FORTALEZA (PASSENGER/DAY)

SOME TECHNICAL DETAILS ABOUT CORRIDORS ARE PRESENTED IN THE TABLE BELOW.

Corridor Name	Daily demand, corridor (passengers per day)	Corridor length (km)	Stations, corridor	Pre-board fare collection, corridor	Overtaking lanes, corridor	Station boarding level, corridor	Operating speed, corridor
Av. Bezerra de Menezes	130,000	8.2	11	None		High level platform	18.3
Messejana-Centro	56,000	1.8	4	None		High level platform	22.5