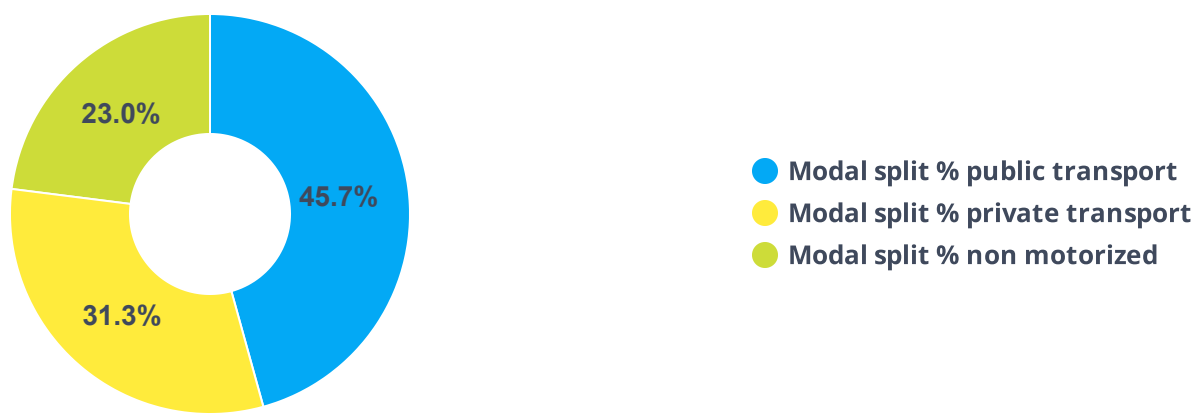


RECIFE, BRAZIL - VIA LIVRE



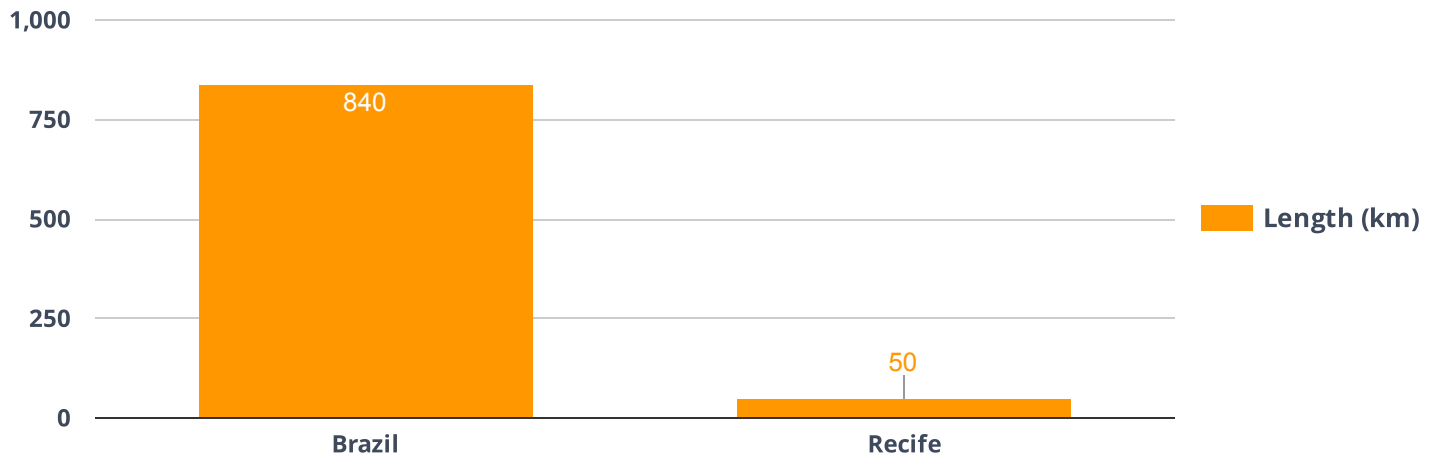
“ Recife has **1,633,697** inhabitants. **45,7%** of total trips are made by public transport, as showed in the graph below.

MODAL SPLIT - RECIFE




“ The city has started the system in **1982** and now counts with **3** bus priority corridors consisting of **49** kilometers and benefiting **409,620** passengers every day. The average operational speed of the system is **17,0** km/h.

SYSTEM LENGTH IN RELATION TO BRAZIL



DAILY DEMAND IN RELATION TO BRAZIL



10,386,795 (96.2%)
BRAZIL (PASSENGER/DAY)



409,620 (3.8%)
RECIFE (PASSENGER/DAY)

SOME TECHNICAL DETAILS ABOUT CORRIDORS ARE PRESENTED IN THE TABLE BELOW.

Corridor Name	Daily demand, corridor (passengers per day)	Corridor length (km)	Stations, corridor	Pre-board fare collection, corridor	Overtaking lanes, corridor	Station boarding level, corridor	Operating speed, corridor
Via Livre Leste/Oeste	66,000	14,60	16	All	None	High level platform	18,0
Via Livre Norte/Sul	66,000	31,30	29	All	None	High level platform	16,0
Av. Sul	277,620	3,70	4	None	All	On-street, no level boarding	