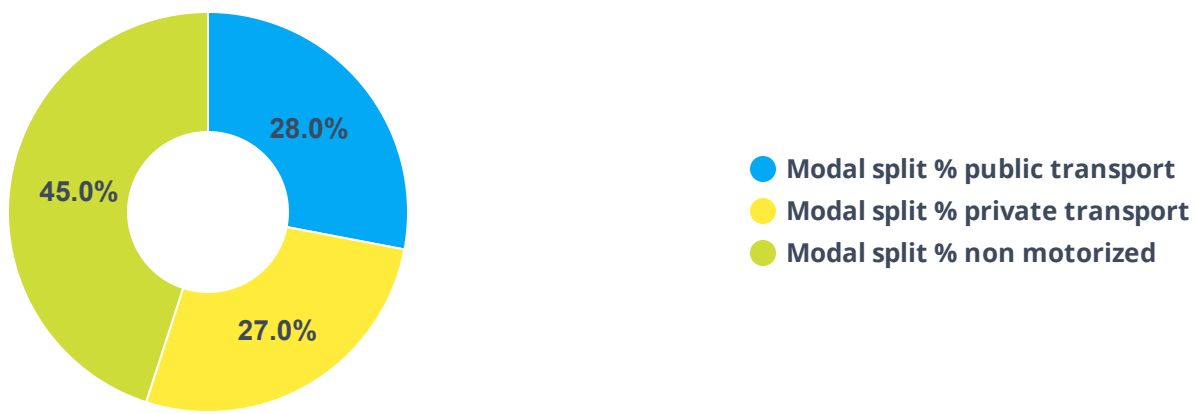


**GUADALAJARA, MEXICO - MACROBÚS**



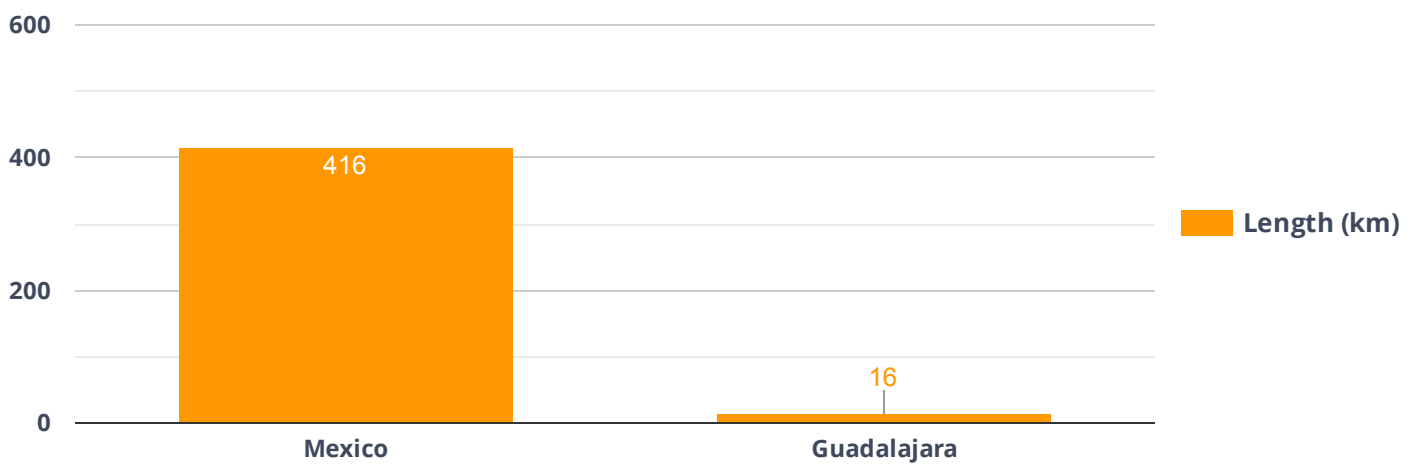
“ **Guadalajara** has **1,494,134** inhabitants. **28,0%** of total trips are made by public transport, as showed in the graph below.

**MODAL SPLIT - GUADALAJARA**




“ The city has started the system in **2009** and now counts with **1** bus priority corridors consisting of **16** kilometers and benefiting **127,000** passengers every day. The average operational speed of the system is **28,0** km/h.

**SYSTEM LENGTH IN RELATION TO MEXICO**



**DAILY DEMAND IN RELATION TO MEXICO**



**2,532,137 (95.2%)**  
MEXICO (PASSENGER/DAY)



**127,000 (4.8%)**  
GUADALAJARA (PASSENGER/DAY)

SOME TECHNICAL DETAILS ABOUT CORRIDORS ARE PRESENTED IN THE TABLE BELOW.

Corridor Name	Daily demand, corridor (passengers per day)	Corridor length (km)	Stations, corridor	Pre-board fare collection, corridor	Overtaking lanes, corridor	Station boarding level, corridor	Operating speed, corridor
Línea 1	127,000	16,00	27	All	Partial	High level platform	28,0