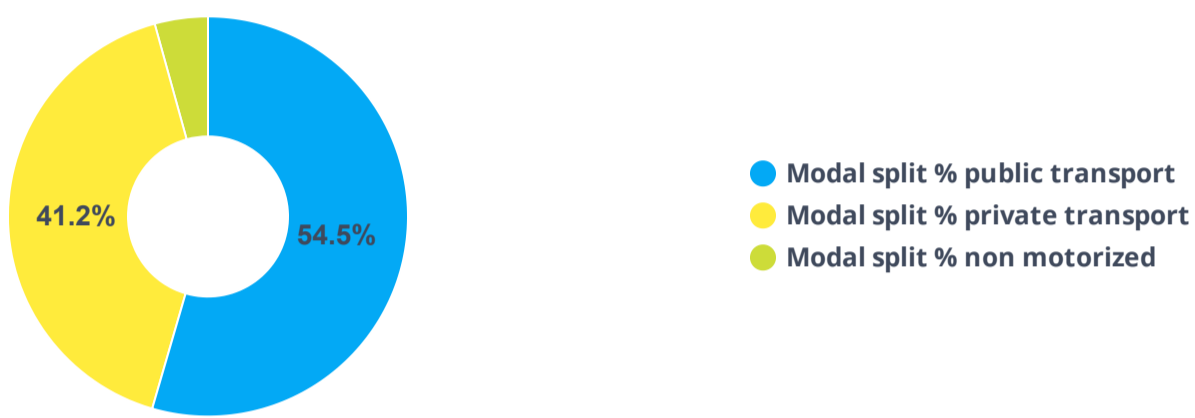


MONTERREY, MEXICO - ECOVÍA



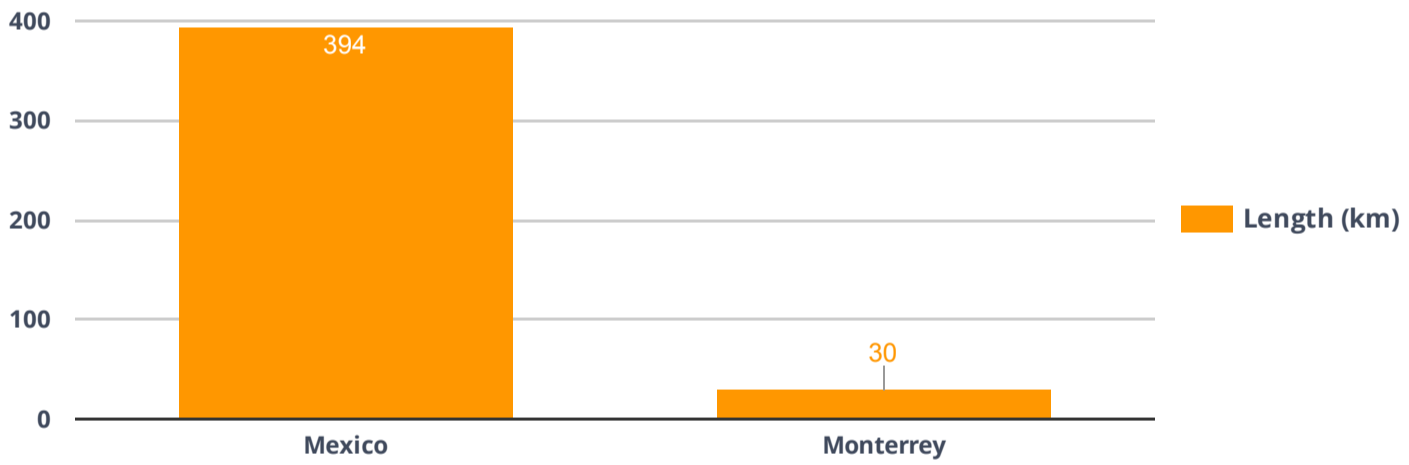
“ **Monterrey** has **1,135,550** inhabitants. **54,5%** of total trips are made by public transport, as showed in the graph below.

MODAL SPLIT - MONTERREY




“ The city has started the system in **2014** and now counts with **1** bus priority corridors consisting of **30** kilometers and benefiting **100,000** passengers every day.

SYSTEM LENGTH IN RELATION TO MEXICO



DAILY DEMAND IN RELATION TO MEXICO



2,552,204 (96.2%)
MEXICO (PASSENGER/DAY)



100,000 (3.8%)
MONTERREY (PASSENGER/DAY)

SOME TECHNICAL DETAILS ABOUT CORRIDORS ARE PRESENTED IN THE TABLE BELOW.

Corridor Name	Daily demand, corridor (passengers per day)	Corridor length (km)	Stations, corridor	Pre-board fare collection, corridor	Overtaking lanes, corridor	Station boarding level, corridor	Operating speed, corridor
Ecovía	100,000	30,10	39	All	None	Low-level platform	