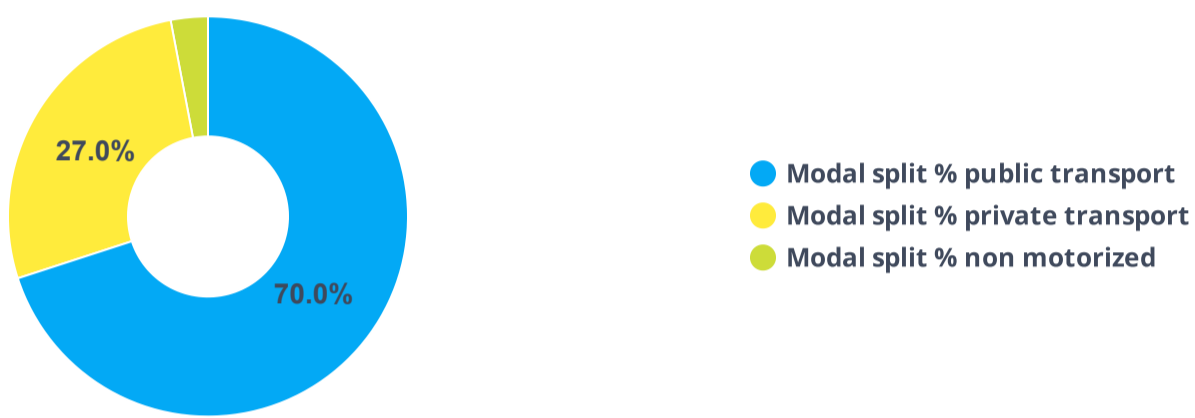


**PACHUCA, MEXICO - TUZOBÚS**



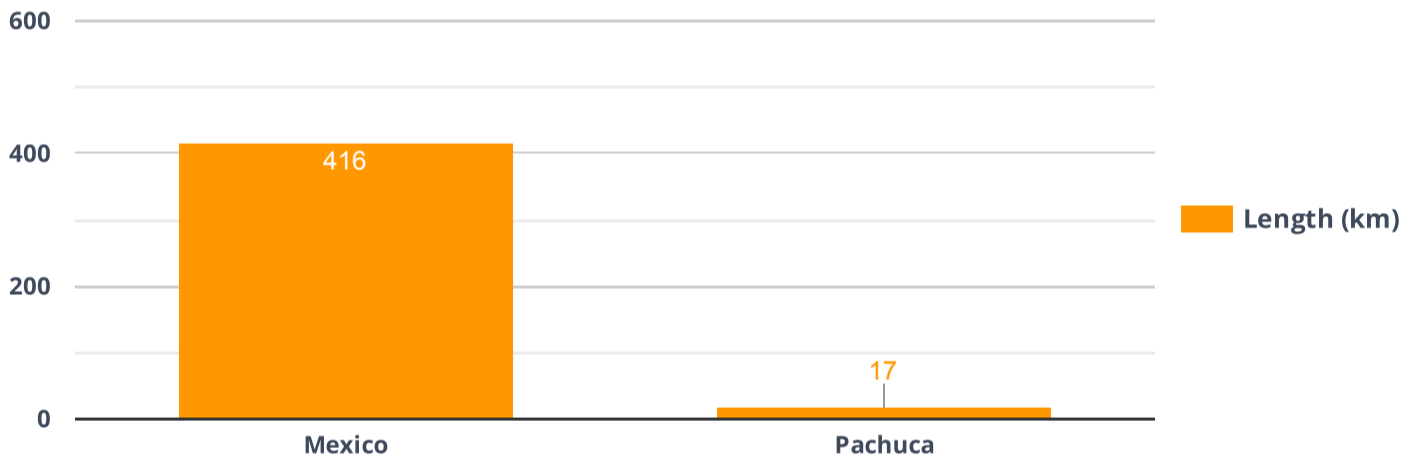
“ **Pachuca** has **267,862** inhabitants. **70,0%** of total trips are made by public transport, as showed in the graph below.

**MODAL SPLIT - PACHUCA**




“ The city has started the system in **2015** and now counts with **1** bus priority corridors consisting of **16** kilometers and benefiting **114,000** passengers every day.

**SYSTEM LENGTH IN RELATION TO MEXICO**



**DAILY DEMAND IN RELATION TO MEXICO**



**2,545,137 (95.7%)**  
MEXICO (PASSENGER/DAY)



**114,000 (4.3%)**  
PACHUCA (PASSENGER/DAY)

SOME TECHNICAL DETAILS ABOUT CORRIDORS ARE PRESENTED IN THE TABLE BELOW.

Corridor Name	Daily demand, corridor (passengers per day)	Corridor length (km)	Stations, corridor	Pre-board fare collection, corridor	Overtaking lanes, corridor	Station boarding level, corridor	Operating speed, corridor
Línea 1	114,000	16,50	26	All	Partial	Low level platform	