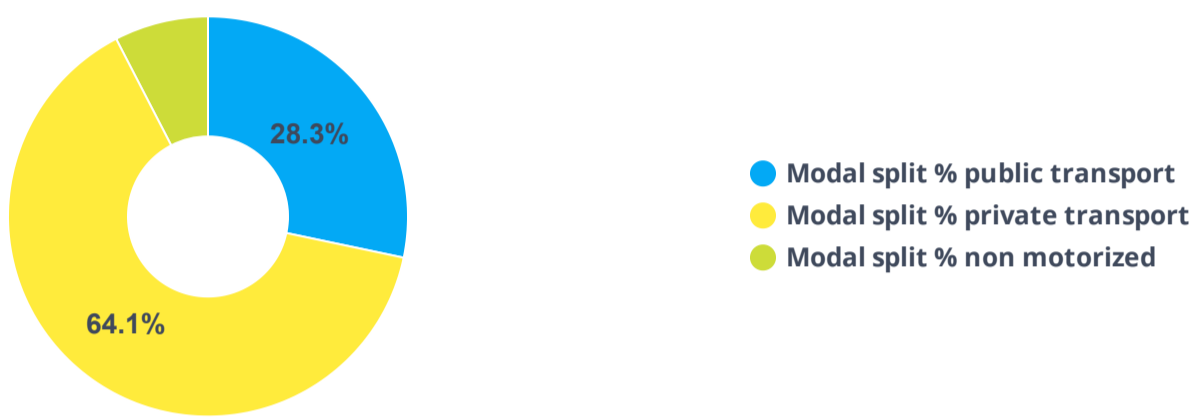


ALEXANDRIA - ARLINGTON, UNITED STATES - METROWAY



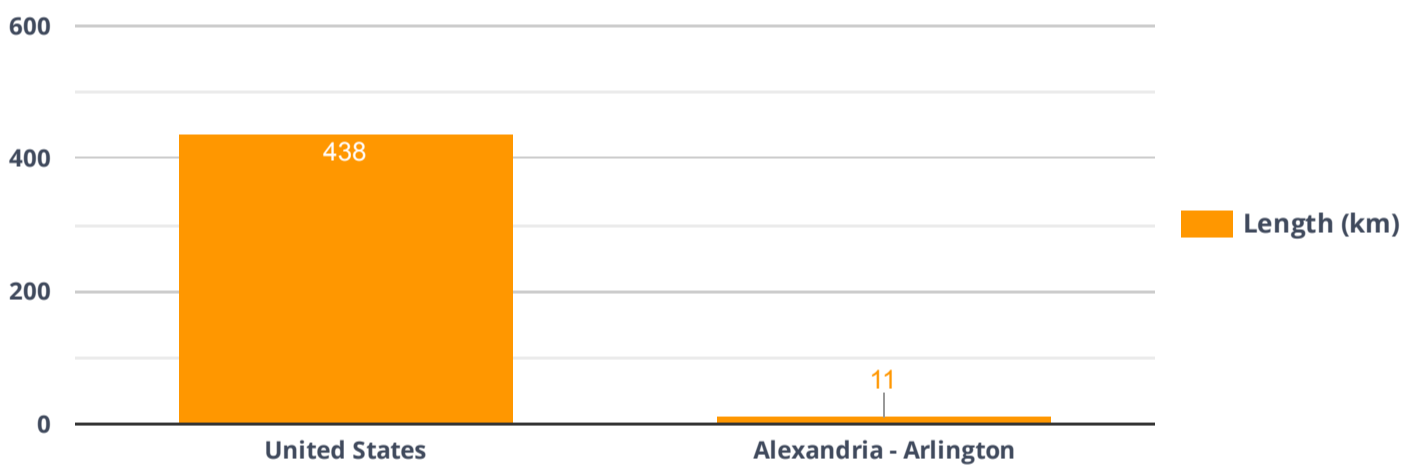
“ **Alexandria - Arlington** has **364,350** inhabitants. **28,3%** of total trips are made by public transport, as showed in the graph below.

MODAL SPLIT - ALEXANDRIA - ARLINGTON




“ The city has started the system in **2014** and now counts with **1** bus priority corridors consisting of **11** kilometers and benefiting **1,412** passengers every day.

SYSTEM LENGTH IN RELATION TO UNITED STATES



DAILY DEMAND IN RELATION TO UNITED STATES



483,864 (99.7%)
UNITED STATES (PASSENGER/DAY)

1,412 (0.3%)
ALEXANDRIA - ARLINGTON (PASSENGER/DAY)

SOME TECHNICAL DETAILS ABOUT CORRIDORS ARE PRESENTED IN THE TABLE BELOW.

Corridor Name	Daily demand, corridor (passengers per day)	Corridor length (km)	Stations, corridor	Pre-board fare collection, corridor	Overtaking lanes, corridor	Station boarding level, corridor	Operating speed, corridor
Metroway	1,412	11,00	14	None	None	Low-level platform	