


SAN BERNARDINO, UNITED STATES - SBX



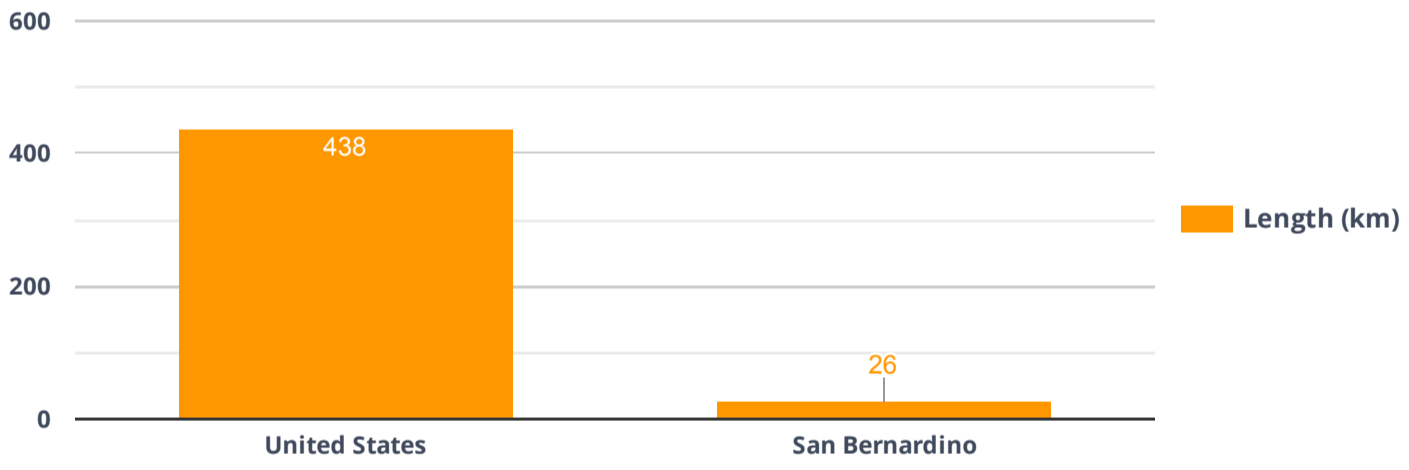
“ **San Bernardino** has **2,101,053** inhabitants. **6,6%** of total trips are made by public transport, as showed in the graph below.

MODAL SPLIT - SAN BERNARDINO




“ The city has started the system in **2014** and now counts with **1** bus priority corridors consisting of **25** kilometers and benefiting **2,475** passengers every day.

SYSTEM LENGTH IN RELATION TO UNITED STATES



DAILY DEMAND IN RELATION TO UNITED STATES



482,801 (99.5%)
UNITED STATES (PASSENGER/DAY)



2,475 (0.5%)
SAN BERNARDINO (PASSENGER/DAY)

SOME TECHNICAL DETAILS ABOUT CORRIDORS ARE PRESENTED IN THE TABLE BELOW.

Corridor Name	Daily demand, corridor (passengers per day)	Corridor length (km)	Stations, corridor	Pre-board fare collection, corridor	Overtaking lanes, corridor	Station boarding level, corridor	Operating speed, corridor
sbX	2,475	25,70	16	None	None	Low-level platform	